

Tariq Soomaaroo
Scrutiny Team
Direct : 020 8379 1872
or Ext 1872

E-mail: tariq.soomaaroo@enfield.gov.uk

SAFER NEIGHBOURHOOD BOARD

**Wednesday, 28th March, 2018 at 7.00 pm in the Room 2, Civic
Centre, Silver Street, Enfield, EN1 3XA**

Membership:

(Please see attached list)

AGENDA – PART 1

1. WELCOME AND INTRODUCTIONS

2. APOLOGIES FOR ABSENCE

3. CHAIRS FEEDBACK

4. MINUTES OF THE PREVIOUS MEETING (Pages 1 - 8)

To approve the minutes of the meeting on 18 January 2018.

5. BREIFING ON VICTIM SUPPORT

To receive a presentation from Kelly Brown (Victim Support)

6. EXAMINATION OF CRIME STATISTICS (Pages 9 - 30)

Examination of crime statistics received including:

- a) Recorded Crime
- b) Anti-Social Behaviour (ASB)
- c) Public confidence & Victim Satisfaction
- d) Complaints against Borough Officers/Staff
- e) Stop and Search
- f) Taser Deployment

7. TARGET ESTABLISHMENT

To receive an update from Superintendent Jenny Barnett.

8. UPDATE ON CURRENT POLICE OPERATIONS

To receive an update from Superintendent Jenny Barnett

9. SNB FUNDING 2018/19

To agree the future SNB priorities and processes. The funding for SNB's 2018/19 is still to be confirmed by MOPAC.

10. ELECTION OF CHAIR AND ONE VICE CHAIR

To receive nominations and appoint to the roles of Chair and one Vice Chair for 2018/19.

11. ANY OTHER BUSINESS

12. DATES OF FUTURE MEETINGS

Dates of future Safer Neighbourhood Board meetings will be confirmed after full Council in May 2018.

Members of Safer Neighbourhood Board

*SNB Chair – Tim Fellows

CAPE Chairs

- *Alok Agrawal – SNB Secretary
- *Harry Landsman –SNB Vice-Chair
- *Janet Marshall –SNB Vice-Chair
- *Sheila Stacey - SNB Treasurer
- *Glenn Breslin
- *Pat Jackson
- *Eddie Fraser
- *Carol Shuttle

*Adrian Bishop-Laggett (FERAA)

*Vicky Dungate (Enfield Racial Equality Council)

*Tracey Anang (Disability Representative)

* *Vacancy* (Business Representative)

* *Vacancy* (PEP Member) Parent Champion

* *Vacancy* (EYP Representatives)

*Rasheed Sadegh-Zadeh (Independent Advisory Group (IAG))

Vicky Dungate (Stop and Search Community Monitoring Group)

Lorna Logan (Independent Custody Visitors Panel (ICV))

Kelly Brown (Victim Support Representative)

Councillors: *Chris Bond and Nick Dines

Other Interested Parties: - (including CAPE Chairs who are not SNB Elected Members)

Borough Commander Iain Raphael

Superintendent Jenny Barnett

Acting Temporary Chief Inspector Neil Billany

Susan Doran (MOPAC)

Councillor Daniel Anderson (Cabinet Member for Environment)

Councillor Krystle Fonyonga (Cabinet Member for Community Safety & Public Health)

Joanne McCartney (GLA Member)

Jon Appleby (Winchmore Hill CAPE)

Janet Billingsley (Upper Edmonton CAPE)

David Cockle (Highlands CAPE)

David South (Ponders End CAPE)

Nawshad Ali (Lower Edmonton CAPE)

Revd Ian Gallagher (Enfield Highway CAPE)

Josie Royce (Southgate CAPE)

Irene Wilson (Willow Road Residents, Town & Grange CAPE)

Gillian Yeung (Bowes CAPE)

Pravin Varsani (Turkey Street CAPE)

Andrea Clemons (Head of Community Safety)

*=Parties with voting rights. Please note support officers and advisors do not hold voting rights.

This page is intentionally left blank

MINUTES OF THE MEETING OF THE SAFER NEIGHBOURHOOD BOARD HELD ON THURSDAY, 18TH JANUARY, 2018

306. WELCOME AND INTRODUCTIONS

The Chair welcomed everyone to the Board.

307. APOLOGIES FOR ABSENCE

Apologies were received from Cllr Nick Dines, Sheila Stacey (SNB Treasurer), Susan Doran (MOPAC), Lynne Abrams (MOPAC), Eddie Fraser (CAPE Chair), Irene Wilson (Willow Road Residents, Town & Grange CAPE), Revd Ian Gallagher (Enfield Highway CAPE).

308. CHAIRS FEEDBACK

Tim Fellows (SNB Chair) began the Item with his Feedback.

Two Gold Groups were held this period, unfortunately as invites were sent during the Christmas break, the chair didn't pick this up till the 2nd January 2018 after his holidays.

It was believed that the Stop & Search group met and hopefully will have some feedback today.

The Safer Neighbourhood Panels still have not met but the chair advised that he believes that they should meet soon.

The Chair informed the board that he attended an LCP2 meeting at New Scotland Yard in December regarding the single command unit and public access. It was an interesting meeting and Enfield's concerns about the changes were mirrored in many other boroughs.

The chair also attended the Safer and Stronger Communities Board on the 4th January 2018 and Crime Scrutiny panel meeting last week.

The Chair updated the board on MOPAC project funding's for Enfield. The four successful projects have commenced, and will be collecting mid grant reports shortly. The chair advised the board that all are on target for successful completion by grant end.

There has been a management change and Darren (CCTV Manager) is now in charge but only working Mon - Thurs.

There has also been a major refurbishment which took a few months so visits can now resume, so Sheila will be contacting everyone in the group to begin inspections starting with Janet & Lorna.

SAFER NEIGHBOURHOOD BOARD - 18.1.2018

Finally the Chair highlighted that this year has been difficult workwise due to temporarily losing his office due to structural problems rendering it unusable. This has created a lot of work and challenges; however hopefully the situation will be resolved soon.

309. MINUTES OF THE PREVIOUS MEETING

A comment was raised regarding the previous minutes on Item 6 "STANDARDISED AGENDA & CONSTITUTION FOR CAPE'S". It was mentioned that the view of MOPAC that councillors do not have voting rights and must not lead should be changed so that they are expected to attend CAPE meetings. Many Capes find their local councillors very helpful particularly in resolving issues that are not for the police.

The Chair reiterated that as Councillors are non-voting members they are not obliged to be present at every meeting. For example the meeting is still quorate without them. Councillors should always be invited to attend but there may possibly be parts of a meeting where their presence would be inappropriate. It was also confirmed that the CAPE are not always expected to adopt a constitution, although when recruiting members it helped raise awareness of what was expected of them.

The minutes of the previous meeting were **AGREED**.

310. GANGS

Presentation was delivered by Acting DS Andrew Parr and PC Nicola Day on Gangs

Andrew Parr (Acting DS) began the presentation on the overview of the Top Twenty gangs in London. It was highlighted that The GMG – GET MONEY GANGSTERS are now assessed as the most active gang in London. They have been the suspects for a fatal stabbing in December which is the primary reason for their rise. The gang formally referred to as DA - DEM AFRICANS are now 10th in the overview chart.

Andrew Parr (Acting DS) then moved onto Gun discharges. In the last twelve weeks there have been 53 Lethal barrelled GCDs in London, which is a decrease from the last meeting. There have been five offences in the last two weeks. Newham have suffered from further offending with two in the last two weeks

Enfield's position on the comparison graph demonstrated that between 30.12.16 - 29.12.17 the Volume of Gun Discharges were 27, 17 of which came from a (lethal barrelled) and 10 from (non-lethal barrelled).

Andrew Parr (acting DS) and Nicola Day (PC) presented detailed charts on Knife Injury Victims under 25 statistics. Enfield's position was second on the chart and identified in the Top 3 worsening Boroughs by Volume. The chart

SAFER NEIGHBOURHOOD BOARD - 18.1.2018

with statistics for victims 25 and over placed Enfield in the middle of the chart with a 20% change (decrease) between 29.12.16 - 29.12.17.

Nicola Day (PC) took us through the Gang's Unit Objective, which was primarily to save lives and protect the residents of Enfield and surrounding areas from gang related violence through three key areas. **Prevention** via Gang Intervention visits and gang mediation. **Proactivity** via Daily management of Gang members, Habitual Knife Carriers & Prolific Firearm Offenders and Intelligence led Operations. **Partnership** working with Local Authority, GPG, neighbouring boroughs and 3rd sector organisations.

Finally both Andrew Parr (Acting DS) and Nicola Day (PC) highlighted three recent operations and took us through one in particular Op Texas – Ponders End Park

In partnership with colleagues in Neighbourhood Policing a proactive Operation was set up to tackle the drug dealing and Anti-Social Behaviour in and around Ponders End Park. The four key areas tackled were;

Education- Increased Op Crest deployments in and around the area

Environment – Bushes cut back to reduce hiding places and improve OP vision.

Engineering – Shelter used for dealing removed and Lighting added to improve OP vision.

Enforcement – Surveillance authorised with the following aims, reduce intel gap and maximise arrest, seizure or covert tactics opportunities. Provide immediate response to intelligence. Provide evidence for reactive investigations.

Andrew Parr (Acting DS) and Nicola Day (PC) invited the Board for any Questions relating to Gangs.

Q.

It was voiced that there has been a noticeable difference in Ponders End Park, particularly with the CCTV installed.

Are the Stop & Search Body Cams working? How far are they covering?

A.

Stop & Search body cams working well, gangs in particular are being targeted. There are dedicated Ward Officers, School units borough wide, Intelligence is also being used when needed.

Raising awareness in Schools and Academies being covered from funding from St Giles, Knife Arches will also be back in operation soon.

Q.

As funding is decreased will the awareness and talks in schools continue?

A.

Yes. Training material will be available for teachers to deliver once funding has ceased.

Q.

SAFER NEIGHBOURHOOD BOARD - 18.1.2018

How many people are in Gangs and how are they recruited?

A.

GMG have 100+ members (active & non active) they are recruited via friends and associates predominantly.

Q.

The Majors office have approved funding of 45 Million to Police and 15 Million to be dedicated to Gangs, do you know how much will be given for Enfield Gang Unit and how this will be used?

A.

Figures are not known at present, as this was only been approved recently.

311. EXAMINATION OF CRIME STATISTICS

A.

Recorded Crime

Jenny Barnett (Superintendent) went through the Total Crime figures (attached). Highest month for Crime was October 2017 and Lowest was in January 2017. Biggest percentage of change was a 14% increase in June 17 compared to June 16.

B.

Year Ending (YE) Antisocial Behaviour (ASB) Figures

YE ASB Figures from the 01 January 2017 – 01 December 2017 showed a 3% decrease from the previous 12 months. In the current 12 months the graph demonstrates that July 2017 was the month most number of calls was received. Neil Billany (Temporary Chief Inspector) identified 31st October (Halloween) as the worst night and this year successfully reduced the amount of calls being made to the police (35%) in comparison with previous years.

C.

Public Confidence & Victim Satisfaction

Improvements have been shown in three out of the four areas for Overall Satisfaction:

Ease of Contact, Police Treatment and Follow Up and have not suffered any reduction in rank for Police Actions, remaining in 21st place.

The User Satisfaction Survey (USS) rolling data shows at 22nd for Overall Satisfaction - This is a month on month improvement of 5 places since Mi Investigation was implemented in the Borough.

Burglary:

SAFER NEIGHBOURHOOD BOARD - 18.1.2018

After last month, seeing improvement in Satisfaction in the majority of areas for this Crime Type, this month is unfortunately a less positive picture with reductions in performance across the board.

Enfield remains in the top half of Boroughs and we are in line with the MPS Averages in all areas.

Violent Crime:

A slight reduction is shown in Overall Satisfaction and Ease of Contact but has performed well in the other areas.

Vehicle Crime:

This crime type has been the most improved area this month, seeing increased satisfaction in all areas. The increases are significant and have lifted us out of the bottom 5 Boroughs in all but one area.

Hate Crime:

Although still in the bottom 2 Boroughs for overall satisfaction in this area we have shown healthy improvements in rank in both Police Actions and Police Treatment

D.

Complaints against Borough Officers/ Staff

There are currently 35 live complaints, the average days for cases is 90, we have 14 Cases which are running over 80 and are second in the Met for dealing with complaints in a timely manner. Discrimination cases 8 at 126 days and 3 at 80 days.

E.

Year Ending (YE) Stop & Search

Overall Stop & Search statistics showed the majority of Enfield Stop & Search by reason was Drugs (Misuse of Drugs Act). Enfield was in the middle of the proportion of all Stop & Search by Borough. The Stop & Search outcomes graph for Enfield showed 4 arrests, 9 warnings, 11 penalty notices, 12 postal charge requisition/Summons, 13 Community resolutions and 14 Cautions. All other Stop and Searching resulted in No Further Action (NFAs).

F.

Taser Deployment

The following relates to the Fourth Quarter (October-December)

- Drawn, 0 times
- Aimed, 1 times
- Taser aimed and red dot placed on subject, 9 times
- Drive stun, 0 times
- Fired, 7 times

Annual Totals

SAFER NEIGHBOURHOOD BOARD - 18.1.2018

- Drawn, 13 times
- Aimed, 4 times
- Taser aimed and red dot placed on subject, 30 times
- Drive stun, 0 times
- Fired, 20 times

Q

When a complaint is upheld what action is taken?

A.

Officers could have advise (development issue), 1st warning, Final Warning, Dismissal and Gross misconduct hearings similar structure with any Public Domain organisations.

Q.

Are body worn camera's reducing complaints?

A.

The use of body worn cameras is helping providing reassurance for both police officers and residents but too early to say if it is having a positive impact on complaints.

Q.

When we merge with Haringey, will we have borough based figures?

A.

Yes as there will be Ward figured that can be merged.

Q.

Stop & Search, is there an increase searching woman more?

A.

Not this quarter although overtime there has been. Targeting intelligence was predominately male but when in mixed groups all will be searched.

Q.

It was mentioned that Hate crime in certain Wards are on an increase. When attending Cape Meetings and Ward Forums there are inconsistencies when delivering presentations which sends out different messages.

A.

Neil Billany (Temporary Chief Inspector) acknowledged it needs to be improved and will look into getting further training on presentations. Neil also advised that Enfield Police are 58 officers below where it needs to be.

312. TARGET ESTABLISHMENT

Overall Budgeted Workforce Target (BWT) was 552 these figures are based on current central (Statistics Attached)

SAFER NEIGHBOURHOOD BOARD - 18.1.2018

313. UPDATE ON CURRENT POLICE ITEMS

Jenny Barnett (Superintendent) provided an update on current police operations.

Jenny Barnett (Superintendent) began by highlighting that the police are targeting Knife & Moped Crime as two key ongoing projects.

Neil Billany (Temporary Chief Inspector) oversaw the operation Autumn nights with successes around Bonfire night/Halloween with the reduction of Anti-Social Behaviour.

More patrols have been carried out on Fore Street regarding Prostitution. 7 Females were caught loitering with 37 prostitution caution warnings. New areas were also identified affiliated with prostitution.

Curb Callers caught will be fined and also can pay for a course raising awareness on the effects of prostitution.

A new sexual health clinic, Silverpoint will be opening on 14th February on Fore Street, Edmonton.

Police are also continuing with Targeting speeding particularly on the A10

Lena Crescent (Lower Edmonton) murder, suspect in custody.

NYE – Murder, 3 arrested and 1 charged

Neil Billany (Temporary Chief Inspector) funding boxing programme for girls at Edmonton.

314. ANY OTHER BUSINESS

Congratulations to Neil Billany (Temporary Chief Inspector) who is now officially been promoted to Chief Inspector.

315. DATES OF FUTURE MEETINGS

Wednesday 28th March, 2018

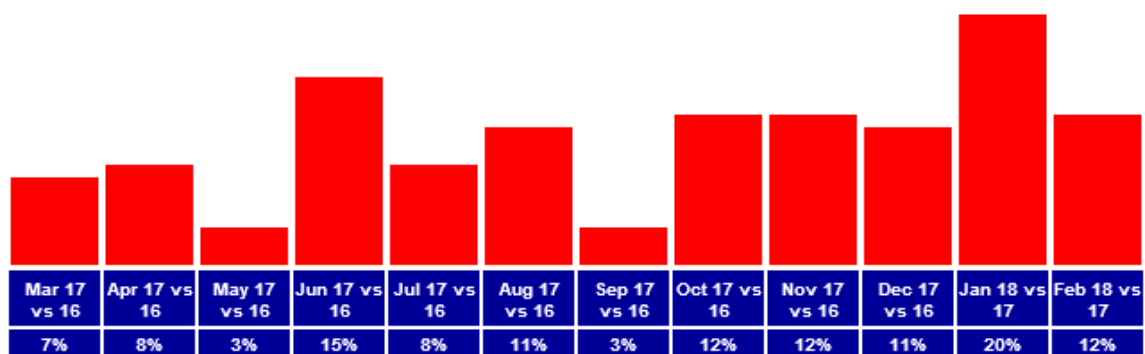
This page is intentionally left blank

SNB –March 2018**Total Crime Figures**

Major Class	Mar 2017	Apr 2017	May 2017	Jun 2017	Jul 2017	Aug 2017	Sep 2017	Oct 2017	Nov 2017	Dec 2017	Jan 2018	Feb 2018
Burglary	244	188	197	155	183	225	185	246	278	293	285	276
Criminal Damage	191	174	207	189	191	197	171	175	206	171	188	167
Drugs	89	72	103	116	95	69	109	107	81	46	64	48
Fraud & Forgery	0	0	0	0	0	0	0	0	0	0	0	0
Other Notifiable Offences	63	33	46	38	39	50	35	43	42	38	34	47
Robbery	78	140	70	77	97	73	75	88	82	77	83	96
Sexual Offences	54	45	59	59	62	40	51	62	51	38	50	64
Theft & Handling	0	0	0	0	0	0	0	0	0	0	0	0
Violence Against The Person	695	612	693	663	776	599	611	725	690	585	620	538
TNO Crime Total	2187	2098	2186	2129	2199	2044	2026	2293	2282	2048	2178	2082

Percentage Change Month vs Month

Report last updated: 7/3/2018 16:17 **Home Office change of Burglary minor crime categories from April 2017. Some crimes that were formerly recorded as Burglary in Other Buildings is now counted under Burglary Residential. Therefore, burglary data is only comparable across this date of change at the Major Crime Category for all Burglary offences**.



Edmonton & South**Edmonton Green**

Major Class	Mar 2017	Apr 2017	May 2017	Jun 2017	Jul 2017	Aug 2017	Sep 2017	Oct 2017	Nov 2017	Dec 2017	Jan 2018	Feb 2018
Burglary	11	10	10	6	5	5	7	11	17	13	11	17
Criminal Damage	19	19	30	20	15	18	11	10	16	15	18	10
Drugs	30	17	29	32	21	13	27	16	12	6	9	8
Fraud & Forgery	0	0	0	0	0	0	0	0	0	0	0	0
Other Notifiable Offences	7	3	5	6	6	8	3	8	3	2	6	4
Robbery	11	8	5	4	11	3	11	6	12	4	7	8
Sexual Offences	8	5	6	6	6	2	5	6	3	2	1	5
Theft & Handling	0	0	0	0	0	0	0	0	0	0	0	0
Violence Against The Person	65	50	64	71	60	60	61	60	70	57	67	45
TNO Crime Total	229	189	216	232	199	171	194	185	208	155	176	155

Haselbury

Major Class	Mar 2017	Apr 2017	May 2017	Jun 2017	Jul 2017	Aug 2017	Sep 2017	Oct 2017	Nov 2017	Dec 2017	Jan 2018	Feb 2018
Burglary	7	5	6	10	7	13	7	1	8	10	8	11
Criminal Damage	26	8	9	8	8	10	8	10	27	12	11	16
Drugs	8	3	4	3	6	1	0	4	4	3	6	4
Fraud & Forgery	0	0	0	0	0	0	0	0	0	0	0	0
Other Notifiable Offences	7	0	4	2	2	4	2	4	3	2	4	3
Robbery	2	8	3	8	3	5	2	5	2	4	8	6
Sexual Offences	3	1	2	1	2	1	4	1	0	3	2	2
Theft & Handling	0	0	0	0	0	0	0	0	0	0	0	0
Violence Against The Person	36	25	45	36	60	35	20	27	39	44	38	25
TNO Crime Total	115	77	97	82	112	91	60	79	103	108	104	83

Jubilee

Major Class	Mar 2017	Apr 2017	May 2017	Jun 2017	Jul 2017	Aug 2017	Sep 2017	Oct 2017	Nov 2017	Dec 2017	Jan 2018	Feb 2018
Burglary	11	3	12	6	6	11	8	10	18	17	9	17
Criminal Damage	10	7	15	8	11	15	5	11	8	10	15	5
Drugs	4	3	7	6	6	4	7	8	6	4	5	2
Fraud & Forgery	0	0	0	0	0	0	0	0	0	0	0	0
Other Notifiable Offences	3	3	3	3	2	2	2	0	1	1	1	0
Robbery	1	3	5	4	2	4	4	3	0	3	1	0
Sexual Offences	5	2	1	5	3	0	2	1	4	1	2	1
Theft & Handling	0	0	0	0	0	0	0	0	0	0	0	0
Violence Against The Person	35	27	43	35	47	24	24	45	34	26	29	30
TNO Crime Total	90	69	113	106	100	89	72	103	94	85	83	97

Lower Edmonton

Major Class	Mar 2017	Apr 2017	May 2017	Jun 2017	Jul 2017	Aug 2017	Sep 2017	Oct 2017	Nov 2017	Dec 2017	Jan 2018	Feb 2018
Burglary	13	10	7	7	8	6	6	6	7	5	16	8
Criminal Damage	11	10	10	14	12	16	11	9	16	13	6	7
Drugs	2	1	6	6	7	6	10	2	3	2	5	2
Fraud & Forgery	0	0	0	0	0	0	0	0	0	0	0	0
Other Notifiable Offences	4	1	2	2	1	3	3	1	1	3	1	4
Robbery	4	3	4	2	3	3	4	2	6	2	6	4
Sexual Offences	3	1	2	2	3	2	4	5	2	1	4	2
Theft & Handling	0	0	0	0	0	0	0	0	0	0	0	0
Violence Against The Person	45	55	44	43	46	31	46	42	32	30	42	33
TNO Crime Total	103	111	104	116	124	103	109	96	97	92	111	94

Ponders End

Major Class	Mar 2017	Apr 2017	May 2017	Jun 2017	Jul 2017	Aug 2017	Sep 2017	Oct 2017	Nov 2017	Dec 2017	Jan 2018	Feb 2018
Burglary	10	12	5	8	7	9	8	10	7	14	13	5
Criminal Damage	12	8	13	12	12	13	6	7	5	7	12	18
Drugs	4	8	8	3	10	8	5	14	2	3	4	5
Fraud & Forgery	0	0	0	0	0	0	0	0	0	0	0	0
Other Notifiable Offences	7	2	4	1	2	2	5	5	2	3	0	1
Robbery	4	7	8	7	6	6	3	7	10	4	2	3
Sexual Offences	3	0	5	5	6	1	2	8	1	3	3	10
Theft & Handling	0	0	0	0	0	0	0	0	0	0	0	0
Violence Against The Person	70	45	37	54	47	37	53	43	50	51	40	38
TNO Crime Total	151	127	124	130	136	138	136	143	139	143	129	135

Upper Edmonton

Major Class	Mar 2017	Apr 2017	May 2017	Jun 2017	Jul 2017	Aug 2017	Sep 2017	Oct 2017	Nov 2017	Dec 2017	Jan 2018	Feb 2018
Burglary	14	12	20	18	13	12	17	19	20	19	12	7
Criminal Damage	21	14	16	26	13	15	15	22	25	18	24	8
Drugs	10	7	8	15	6	8	4	8	7	6	4	6
Fraud & Forgery	0	0	0	0	0	0	0	0	0	0	0	0
Other Notifiable Offences	6	2	4	2	2	3	4	4	4	4	0	9
Robbery	5	6	1	11	11	7	7	13	6	5	8	9
Sexual Offences	2	4	4	1	3	10	3	3	3	1	8	3
Theft & Handling	0	0	0	0	0	0	0	0	0	0	0	0
Violence Against The Person	54	44	64	64	59	67	51	67	56	58	60	52
TNO Crime Total	221	190	213	252	195	227	197	238	243	235	221	199

Enfield & North**Bushill Park**

Major Class	Mar 2017	Apr 2017	May 2017	Jun 2017	Jul 2017	Aug 2017	Sep 2017	Oct 2017	Nov 2017	Dec 2017	Jan 2018	Feb 2018
Burglary	9	13	5	8	10	9	11	15	21	26	13	15
Criminal Damage	5	9	6	4	4	6	4	7	6	3	8	9
Drugs	1	3	0	3	5	0	1	2	2	1	2	4
Fraud & Forgery	0	0	0	0	0	0	0	0	0	0	0	0
Other Notifiable Offences	2	4	0	0	2	0	1	0	1	0	1	0
Robbery	2	2	2	3	1	2	2	1	0	5	2	4
Sexual Offences	2	2	2	1	0	0	0	1	1	1	1	2
Theft & Handling	0	0	0	0	0	0	0	0	0	0	0	0
Violence Against The Person	18	14	26	21	15	19	9	12	14	19	20	12
TNO Crime Total	55	75	65	59	65	58	54	62	88	86	63	71

Chase

Major Class	Mar 2017	Apr 2017	May 2017	Jun 2017	Jul 2017	Aug 2017	Sep 2017	Oct 2017	Nov 2017	Dec 2017	Jan 2018	Feb 2018
Burglary	7	10	10	5	13	11	13	17	5	9	17	11
Criminal Damage	6	7	8	7	7	19	6	6	3	3	7	7
Drugs	0	1	3	4	2	2	8	3	1	2	0	1
Fraud & Forgery	0	0	0	0	0	0	0	0	0	0	0	0
Other Notifiable Offences	0	1	2	2	0	1	1	1	5	3	1	0
Robbery	2	2	1	4	2	2	3	4	1	3	2	6
Sexual Offences	6	2	4	1	3	2	0	1	0	3	0	2
Theft & Handling	0	0	0	0	0	0	0	0	0	0	0	0
Violence Against The Person	21	27	29	16	39	24	17	38	21	13	20	23
TNO Crime Total	67	68	83	57	76	86	73	93	59	51	70	79

Enfield Highway

Major Class	Mar 2017	Apr 2017	May 2017	Jun 2017	Jul 2017	Aug 2017	Sep 2017	Oct 2017	Nov 2017	Dec 2017	Jan 2018	Feb 2018
Burglary	7	8	11	5	4	13	3	25	15	8	11	17
Criminal Damage	12	10	12	4	18	12	8	8	9	10	11	16
Drugs	4	4	6	6	7	4	5	6	2	0	4	2
Fraud & Forgery	0	0	0	0	0	0	0	0	0	0	0	0
Other Notifiable Offences	2	2	6	4	2	2	0	2	4	1	2	2
Robbery	6	12	7	4	5	4	0	4	6	3	8	4
Sexual Offences	0	6	6	10	4	1	3	2	5	1	4	4
Theft & Handling	0	0	0	0	0	0	0	0	0	0	0	0
Violence Against The Person	50	44	60	28	50	52	45	42	49	31	42	38
TNO Crime Total	120	128	149	95	126	124	99	145	124	87	131	130

Enfield Lock

Major Class	Mar 2017	Apr 2017	May 2017	Jun 2017	Jul 2017	Aug 2017	Sep 2017	Oct 2017	Nov 2017	Dec 2017	Jan 2018	Feb 2018
Burglary	12	5	7	4	9	7	8	8	7	11	12	10
Criminal Damage	8	10	12	9	9	7	7	11	12	5	16	4
Drugs	0	2	4	4	2	2	3	4	6	3	7	1
Fraud & Forgery	0	0	0	0	0	0	0	0	0	0	0	0
Other Notifiable Offences	0	2	1	2	2	1	2	0	0	2	1	2
Robbery	0	9	5	2	2	1	8	3	10	3	3	1
Sexual Offences	1	2	3	4	4	2	7	5	2	5	1	5
Theft & Handling	0	0	0	0	0	0	0	0	0	0	0	0
Violence Against The Person	35	27	39	38	39	21	41	36	51	22	33	38
TNO Crime Total	79	80	92	96	95	64	116	100	109	71	113	92

Grange

Major Class	Mar 2017	Apr 2017	May 2017	Jun 2017	Jul 2017	Aug 2017	Sep 2017	Oct 2017	Nov 2017	Dec 2017	Jan 2018	Feb 2018
Burglary	10	10	6	6	7	13	10	7	16	18	18	15
Criminal Damage	2	2	4	3	1	3	9	4	6	3	5	2
Drugs	3	4	2	1	1	2	4	1	2	3	1	2
Fraud & Forgery	0	0	0	0	0	0	0	0	0	0	0	0
Other Notifiable Offences	0	2	0	2	2	4	2	3	2	0	0	1
Robbery	6	6	3	3	2	3	3	4	3	1	5	6
Sexual Offences	2	0	2	0	1	4	1	2	3	1	1	1
Theft & Handling	0	0	0	0	0	0	0	0	0	0	0	0
Violence Against The Person	14	14	18	14	20	17	26	35	23	24	28	13
TNO Crime Total	75	60	70	76	69	75	87	98	107	97	97	83

Southbury

Major Class	Mar 2017	Apr 2017	May 2017	Jun 2017	Jul 2017	Aug 2017	Sep 2017	Oct 2017	Nov 2017	Dec 2017	Jan 2018	Feb 2018
Burglary	10	10	12	8	5	10	6	11	5	13	14	13
Criminal Damage	16	10	10	10	11	12	12	9	15	9	9	11
Drugs	4	3	9	6	4	2	6	3	4	1	3	2
Fraud & Forgery	0	0	0	0	0	0	0	0	0	0	0	0
Other Notifiable Offences	3	1	2	1	0	5	0	2	1	1	3	1
Robbery	14	36	9	5	12	4	7	10	6	3	12	13
Sexual Offences	2	3	2	1	2	3	3	2	2	1	6	6
Theft & Handling	0	0	0	0	0	0	0	0	0	0	0	0
Violence Against The Person	38	40	50	50	51	29	30	37	37	25	35	36
TNO Crime Total	158	167	167	160	152	127	128	135	132	129	174	155

Town

Major Class	Mar 2017	Apr 2017	May 2017	Jun 2017	Jul 2017	Aug 2017	Sep 2017	Oct 2017	Nov 2017	Dec 2017	Jan 2018	Feb 2018
Burglary	13	9	10	5	10	6	8	19	13	15	21	13
Criminal Damage	4	3	5	3	12	6	7	5	8	8	3	5
Drugs	2	3	0	3	0	0	4	4	3	0	0	2
Fraud & Forgery	0	0	0	0	0	0	0	0	0	0	0	0
Other Notifiable Offences	1	1	1	0	2	1	0	0	1	0	3	0
Robbery	3	8	4	1	3	4	5	9	4	8	2	10
Sexual Offences	1	1	3	0	2	1	0	1	3	0	1	1
Theft & Handling	0	0	0	0	0	0	0	0	0	0	0	0
Violence Against The Person	24	22	21	20	21	14	16	25	21	33	18	22
TNO Crime Total	71	67	56	53	63	53	60	87	77	87	75	84

Turkey Street

Major Class	Mar 2017	Apr 2017	May 2017	Jun 2017	Jul 2017	Aug 2017	Sep 2017	Oct 2017	Nov 2017	Dec 2017	Jan 2018	Feb 2018
Burglary	12	9	4	4	7	7	5	15	9	14	8	14
Criminal Damage	8	10	6	11	8	11	12	5	11	4	11	12
Drugs	3	3	2	2	3	2	11	5	6	6	4	1
Fraud & Forgery	0	0	0	0	0	0	0	0	0	0	0	0
Other Notifiable Offences	6	1	0	2	2	2	1	1	3	1	2	2
Robbery	8	14	7	7	8	1	0	2	1	3	3	3
Sexual Offences	4	2	2	2	1	1	2	2	3	5	3	4
Theft & Handling	0	0	0	0	0	0	0	0	0	0	0	0
Violence Against The Person	40	33	31	37	32	24	32	32	39	30	25	17
TNO Crime Total	117	121	93	97	90	78	98	97	100	91	109	87

Southgate & West**Bowes**

Major Class	Mar 2017	Apr 2017	May 2017	Jun 2017	Jul 2017	Aug 2017	Sep 2017	Oct 2017	Nov 2017	Dec 2017	Jan 2018	Feb 2018
Burglary	12	7	9	9	21	15	8	5	9	15	7	11
Criminal Damage	5	4	3	3	7	3	9	11	3	10	4	3
Drugs	4	0	4	2	3	5	1	3	3	1	2	1
Fraud & Forgery	0	0	0	0	0	0	0	0	0	0	0	0
Other Notifiable Offences	0	2	0	1	2	1	1	3	1	1	0	1
Robbery	3	2	1	1	1	2	3	3	1	0	2	4
Sexual Offences	0	1	2	1	1	1	2	2	1	2	1	0
Theft & Handling	0	0	0	0	0	0	0	0	0	0	0	0
Violence Against The Person	14	15	13	16	27	24	20	24	27	24	15	18
TNO Crime Total	64	71	70	54	81	80	65	77	70	72	63	57

Cockfosters

Major Class	Mar 2017	Apr 2017	May 2017	Jun 2017	Jul 2017	Aug 2017	Sep 2017	Oct 2017	Nov 2017	Dec 2017	Jan 2018	Feb 2018
Burglary	13	6	12	13	5	12	10	14	17	13	21	21
Criminal Damage	2	5	8	5	7	3	9	5	3	4	5	9
Drugs	1	1	1	2	2	1	0	1	4	0	0	1
Fraud & Forgery	0	0	0	0	0	0	0	0	0	0	0	0
Other Notifiable Offences	2	0	0	0	0	2	0	1	1	1	1	0
Robbery	1	1	1	0	6	2	2	1	0	2	1	0
Sexual Offences	3	1	1	2	2	2	3	1	3	2	0	1
Theft & Handling	0	0	0	0	0	0	0	0	0	0	0	0
Violence Against The Person	16	12	17	14	26	14	13	23	22	17	15	11
TNO Crime Total	58	56	65	71	76	83	62	89	79	64	73	80

Highlands

Major Class	Mar 2017	Apr 2017	May 2017	Jun 2017	Jul 2017	Aug 2017	Sep 2017	Oct 2017	Nov 2017	Dec 2017	Jan 2018	Feb 2018
Burglary	8	7	10	6	8	5	9	9	9	7	13	8
Criminal Damage	6	8	9	9	2	4	6	12	6	3	5	4
Drugs	2	0	0	3	1	2	2	1	1	0	0	0
Fraud & Forgery	0	0	0	0	0	0	0	0	0	0	0	0
Other Notifiable Offences	2	1	0	1	1	1	1	0	0	1	1	3
Robbery	0	1	2	0	2	0	1	1	0	2	0	0
Sexual Offences	1	0	1	1	1	2	1	1	4	1	1	1
Theft & Handling	0	0	0	0	0	0	0	0	0	0	0	0
Violence Against The Person	22	19	31	19	14	13	25	31	21	17	15	17
TNO Crime Total	58	51	66	57	49	40	69	80	50	45	64	54

Palmers Green

Major Class	Mar 2017	Apr 2017	May 2017	Jun 2017	Jul 2017	Aug 2017	Sep 2017	Oct 2017	Nov 2017	Dec 2017	Jan 2018	Feb 2018
Burglary	19	12	12	9	15	9	12	12	29	17	21	13
Criminal Damage	4	11	12	11	8	9	9	8	10	8	3	2
Drugs	5	3	5	2	2	3	3	6	2	3	2	1
Fraud & Forgery	0	0	0	0	0	0	0	0	0	0	0	0
Other Notifiable Offences	1	1	0	0	0	1	0	1	2	2	1	2
Robbery	4	5	0	7	3	8	2	4	3	2	2	5
Sexual Offences	4	0	1	2	1	0	2	0	2	0	2	0
Theft & Handling	0	0	0	0	0	0	0	0	0	0	0	0
Violence Against The Person	40	22	17	21	34	18	22	23	17	14	25	15
TNO Crime Total	128	111	92	96	100	80	89	93	107	78	82	81

Southgate

Major Class	Mar 2017	Apr 2017	May 2017	Jun 2017	Jul 2017	Aug 2017	Sep 2017	Oct 2017	Nov 2017	Dec 2017	Jan 2018	Feb 2018
Burglary	12	8	13	9	8	13	12	11	7	22	13	11
Criminal Damage	7	8	7	9	8	4	5	3	2	7	5	4
Drugs	0	1	2	1	1	2	4	6	5	0	2	1
Fraud & Forgery	0	0	0	0	0	0	0	0	0	0	0	0
Other Notifiable Offences	4	2	2	0	5	2	0	2	1	1	0	2
Robbery	0	1	0	0	2	6	0	2	5	5	2	9
Sexual Offences	2	1	1	2	3	0	3	7	1	0	1	1
Theft & Handling	0	0	0	0	0	0	0	0	0	0	0	0
Violence Against The Person	25	29	16	21	31	35	21	26	28	18	12	16
TNO Crime Total	79	89	92	75	97	101	80	101	94	95	66	76

Southgate Green

Major Class	Mar 2017	Apr 2017	May 2017	Jun 2017	Jul 2017	Aug 2017	Sep 2017	Oct 2017	Nov 2017	Dec 2017	Jan 2018	Feb 2018
Burglary	14	14	11	5	6	21	12	8	22	14	15	14
Criminal Damage	6	5	5	7	8	4	7	4	9	12	4	6
Drugs	2	3	1	1	2	0	0	3	3	3	1	0
Fraud & Forgery	0	0	0	0	0	0	0	0	0	0	0	0
Other Notifiable Offences	1	1	3	1	0	0	1	1	1	2	1	2
Robbery	1	4	0	2	6	2	2	3	6	12	5	0
Sexual Offences	1	1	3	0	0	2	2	4	1	0	1	1
Theft & Handling	0	0	0	0	0	0	0	0	0	0	0	0
Violence Against The Person	13	23	18	22	26	26	23	27	23	9	18	18
TNO Crime Total	62	81	72	61	77	82	77	79	94	79	78	66

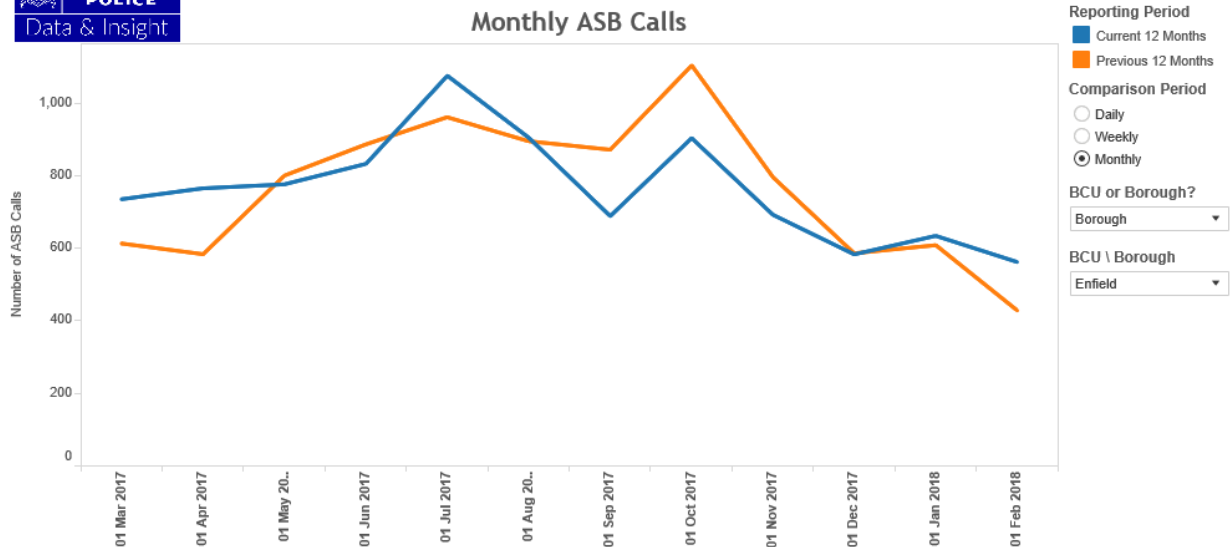
Winchmore Hill

Major Class	Mar 2017	Apr 2017	May 2017	Jun 2017	Jul 2017	Aug 2017	Sep 2017	Oct 2017	Nov 2017	Dec 2017	Jan 2018	Feb 2018
Burglary	17	9	6	4	7	19	7	8	14	14	12	24
Criminal Damage	3	3	4	6	6	7	3	4	3	5	5	8
Drugs	1	1	1	2	2	0	0	3	3	0	2	3
Fraud & Forgery	0	0	0	0	0	0	0	0	0	0	0	0
Other Notifiable Offences	2	0	2	1	0	0	1	1	1	3	1	0
Robbery	0	1	1	0	2	4	0	0	0	1	1	0
Sexual Offences	1	2	1	0	0	2	0	1	1	1	2	0
Theft & Handling	0	0	0	0	0	0	0	0	0	0	0	0
Violence Against The Person	12	18	4	13	22	10	8	24	15	14	9	14
TNO Crime Total	62	71	47	50	64	75	51	69	81	78	69	78

Enfield ASB Calls



Reporting Period Ending: 13 March 2018



Month Starting:	01 Mar 2017	01 Apr 2017	01 May 2017	01 Jun 2017	01 Jul 2017	01 Aug 2017	01 Sep 2017	01 Oct 2017	01 Nov 2017	01 Dec 2017	01 Jan 2018	01 Feb 2018	Grand Total
ASB Calls Previous Year	613	583	800	886	961	895	871	1,103	795	586	608	428	9,129
ASB Calls Current Year	735	765	776	832	1,075	904	688	903	692	583	634	562	9,149
Difference	122	182	-24	-54	114	9	-183	-200	-103	-3	26	134	20
% Difference	19.9%	31.2%	-3.0%	-6.1%	11.9%	1.0%	-21.0%	-18.1%	-13.0%	-0.5%	4.3%	31.3%	0.2%

Click here
for
52-weeks \
FYTD view



← Undo → Redo ↶ Revert ↻ Refresh ⏸ Pause



Share

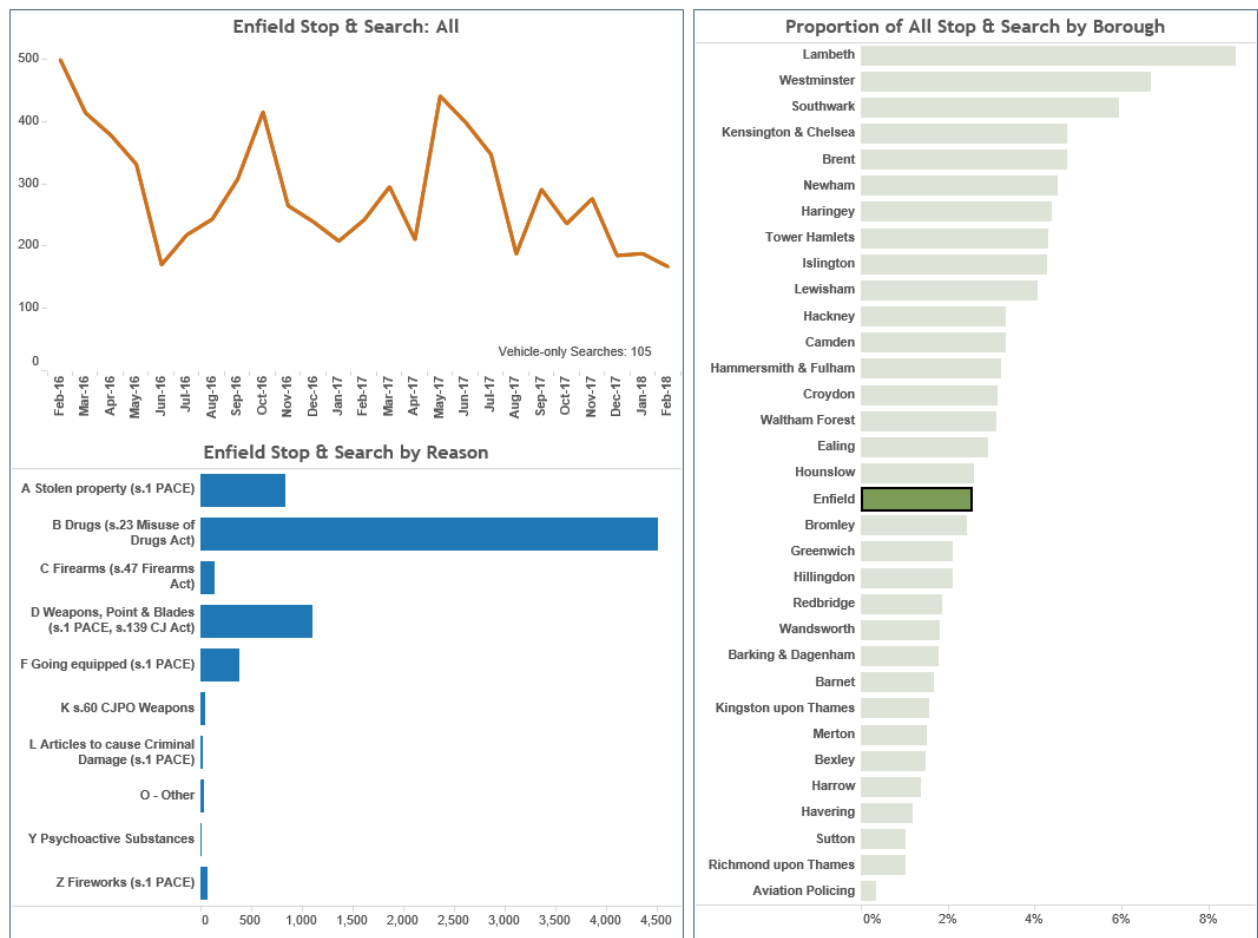


Download

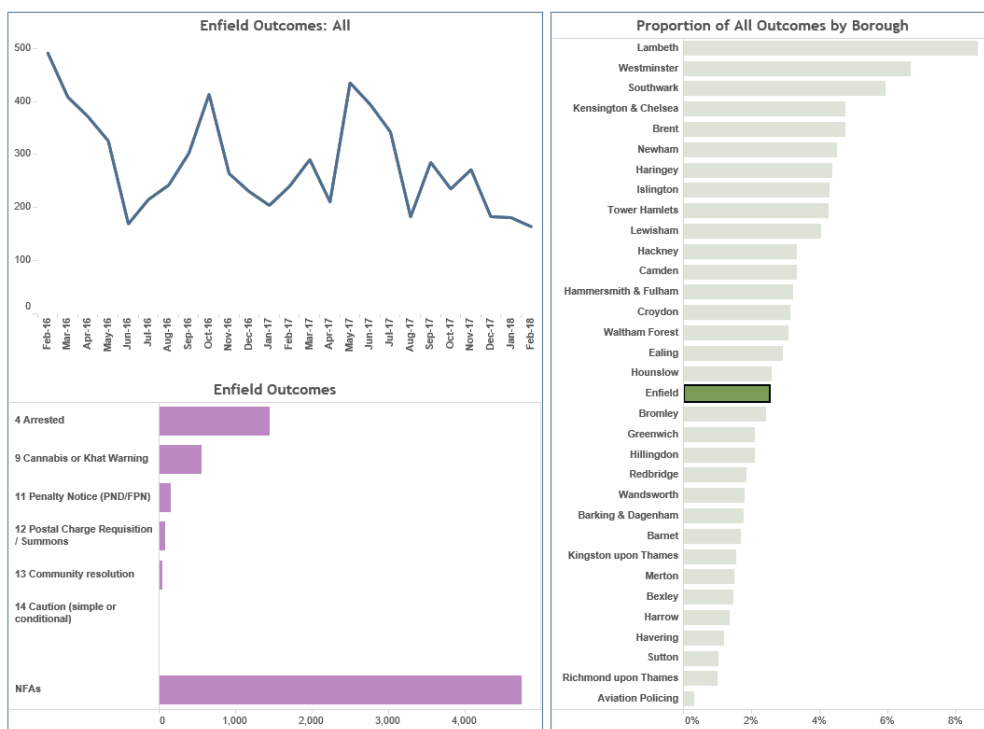


Full Screen

Stop and Search figures



Outcomes



MPS Comparisons

This page is intentionally left blank

User **Satisfaction** Survey MOPAC and MPS Monthly Report

Wave 10 (17/18) (FEB 17 - JAN 18)

JAN-18	Overall Satisfaction			Burglary Crime			Violent Crime			Vehicle Crime			Hate Crime		
	Rank	%	MPS	Rank	%	MPS	Rank	%	MPS	Rank	%	MPS	Rank	%	MPS
Overall satisfaction	18th + 4	72% + 1	72 - 1	17th - 1	77 - 2	77 - 2	19th + 3	69 =	70 - 2	7th + 14	71 + 2	68 - 2	23rd + 8	65 + 6	69 - 1
Ease of Contact	19th - 1	86 - 2	87 - 1	22nd - 9	86 - 5	89 - 2	13th - 5	88 - 1	86 - 1	18th + 4	86 - 1	86 - 2	22nd - 6	82 - 4	85 - 1
Police Actions	16th + 5	68 =	67 - 1	13th =	76 - 1	73 - 2	19th - 5	66 + 1	67 - 1	12th + 5	61 - 1	60 - 1	4th + 10	74 + 6	66 - 1
Police Treatment	9th + 7	88 + 1	86 =	16th - 3	91 - 1	90 - 1	11th + 2	87 + 1	84 =	12th + 8	86 + 3	84 - 1	2nd + 1	91 + 3	83 + 1
Follow Up	21st + 4	62 + 1	63 - 1	20th - 2	66 - 2	67 - 1	26th - 2	60 =	62 - 1	14th + 14	61 + 3	60 - 1	25th + 6	56 + 4	61 - 2
BASE															

GREEN = Improved level of satisfaction from last months data

RED = Reduction in satisfaction from last months data

BLACK = Remains the same as last month

We have moved to 18th in the MET for overall satisfaction. This is our best performance over the entire financial year. We were 29th at the end of FY 16/17. However it should be noted that the improvement in rank of 4 places this month (11 places over the course of the year) stem from a very small increase in percentage satisfaction (1% increase on last month – and in fact a 1% reduction from when we were 29th).

We have again shown **improvements** in three out of the four areas for Overall Satisfaction:
Police Actions, Police Treatment and Follow Up, with some sizeable improvements in terms of rank.

The User **Satisfaction** Survey (USS) rolling data shows YE at **18th for Overall Satisfaction** - This is a month on month **improvement of 9 places** since Mi Investigation was implemented in the Borough.

Dec-16	Jan-17	Feb-17	Mar-17	Apr-17	May-17	Jun-17	Jul-17	Aug-17	Sep-17	Oct-17	Nov-17
26th	26th	27th		28th	27th		26th	25th		24th	22nd

The previous best for YE is 12th achieved at the end of FY 15/16.

Burglary:

After seeing recent improvement in Satisfaction in the majority of measured areas for this Crime Type, this data is unfortunately a less positive picture with reductions in performance across the board for the second month running. We have seen the largest reductions in both rank and satisfaction % out of all of the crime types measured.

Ease of Contact has seen the biggest reduction in performance – this relates to satisfaction with the time-frame provided and having to chase up an initial visit.

Violent Crime:

Although we have seen an improvement in Overall satisfaction in this area, we have seen a reduction in performance in **Police Actions and Ease of Contact**. Ease of Contact (time frame and chasing visits), Police Actions relate to response times, feeling informed about what will happen and why, practical help and advice being provided where needed, victim care cards being provided and feeling reassured by police actions.

There has been an **improvement in Police Treatment** – which relates to feeling that the officers took the matter seriously and communicated well.

Vehicle Crime:

This crime type has been our most improved area for a second month running, **seeing increased satisfaction in all areas, including an increase of 14 places for overall satisfaction taking us to 7th in the MET**. The increases are significant, the highest being **Follow Up** – seeing an improvement of 14 places to 14th. Follow Up relates to the victim receiving contact/ letter/ e-mail within 5 days, Officer providing contact details, victim knowing how to contact the officer back and updates provided without having to ask.

We are looking to put a system in place so that every victim of MVC receives a call the following day from NPT providing reassurance, support and crime prevention advice – to improve the service received by victims of this crime type. I think this data capture relates to feedback obtained prior to that being set up on YE.

Hate Crime:

This has been our most positive performance data for Hate Crime since they began reporting on this area. Having been in the bottom two Boroughs since this data has been published; we have moved **up 8 places to 23rd for overall satisfaction** and have seen really positive improvements in **Police Action (up 10 places to 4th)** and **Follow Up (up 6 places to 25th)**.

The following provides a breakdown of our performance in the individual sections of each area measured:

Ease of Contact:

	Satisfaction	Rank
Front Counter - waiting 10 minutes or less:	47% (UP 2%)	29th (UP 1)
Timeframe given for Police attendance:	45% (=)	8th (UP 1)
One or more follow up calls needed to chase attendance:	16% (Down 1)	5th (UP 1)

Police Actions:

	Satisfaction	Rank
Response time:	80% (UP 1)	25th (Down 1)

Explained what was happening:	83% (UP 2)	22nd (UP 6)
Practical help needed:	23% (Down 1)	20th (DOWN 3)
Practical help provided when needed:	68% (UP 1)	22nd (UP 3)
Provided with Victim Care Card:	67% (=)	10th (UP 2)
Reassured by what Police did:	75% (Up 1)	10th (UP 12)

Police Treatment:

Communicated Clearly:	Satisfaction 96% (UP 1)	Rank 4th (UP 5)
Took matter seriously:	87% (UP 2)	13th (UP 10)

Follow Up:

Received letter or e-mail within 5 days:	Satisfaction 66% (=)	Rank 9th (UP 3)
Investigating officer details provided:	69% (=)	17th (UP 2)
Victim knew how to contact police back:	73% (DOWN 2)	17th (Down 2)
Updates provided without asking:	61% (UP 1)	13th (UP 4)

<u>Over Satisfaction</u> breakdown for White and BAME VIWs:	WHITE	BAME
	73% (=) 24th (up 1)	70% (=) 13th (UP 9)

CONFIDENCE:

Public Perception data (Confidence) (DATA IS QUARTERLY)

- 1) **Agree the police can be relied upon to be there when needed:**
Dropped one place - now at **32nd** – **Dropped** 3% - now at 64%.
- 2) **Agree the Police treat everyone fairly regardless of who they are:**
Dropped 2 places to **30th** - **Dropped** by 5% to 65%.

- 3) **Agree the Police are dealing with things that matter to this community:**
Dropped one place - now at **30th** – **Dropped** 4% - now at 58%
- 4) **Agree the Police listen to concerns of local people:**
Remained at **31st** – **Dropped** 5% - now at 62%
- 5) **Feels well informed about local police activities over the last 12 months:**
Dropped 2 places – now at **18th** - **Improved** by 1% to 45%
- 6) **Knows how to contact their local SNT:**
Remained at 4th - **Reduced** by 7% to 31%
- 7) **Police do a good job in the local area:**
Improved by 2 places – now at **29th** - **Reduced** by 1% to 58%

*** It will be noted centrally that **we are in the bottom 4 of all Boroughs in 5 of the 7 areas above.** ***

Current Initiatives:

- Month of Engagement throughout March by Insp Davies. At least one engagement activity each day for an entire month. Social Media being utilized.
- Initiative to contact ALL victims of MVC the day after reporting – by NPT – to provide that bridge between online / telephone reporting and an OIC being allocated the investigation. Reassurance and crime prevention to be given in the event of the crime being screened out.
- Social Media being further developed with all wards being on Twitter / Face book / local life. All portfolios being encouraged to share positive news / results – increased engagement.
- Increased communication / engagement with partners.
- Initiative to increase MSC use of Social Media.

This page is intentionally left blank